

# Radical Sampling Enabled Saturated N-Heterocycle Cyclization

Qinyan Cai,<sup>§</sup> Noah B. Bissonnette,<sup>§</sup> Saegun Kim, Thomas Knauber, Gary M. Chinigo, David C. Blakemore, and David W. C. MacMillan\*



Cite This: <https://doi.org/10.1021/jacs.6c01294>



Read Online

ACCESS |



Metrics & More



Article Recommendations



Supporting Information

**ABSTRACT:** Nitrogen-containing saturated heterocycles are essential structural motifs in many small molecule drugs, and the development of methods to rapidly access these scaffolds remains highly desirable. A modular and streamlined strategy for accessing these motifs involves *in situ* condensation of an aldehyde and an amine, followed by radical generation and cyclization to afford the desired heterocycle. Current applications of this strategy are limited in scope and efficiency, requiring amines that are prefunctionalized with the radical progenitor. Expansion of this approach to unfunctionalized amines, by using native C–H bonds as radical precursors, would greatly expand the scope, modularity, and expediency toward heterocycles. However, the selective C–H bond activation required to effect cyclization is challenging. Radical sampling, characterized by net-reversible hydrogen atom transfer (HAT) processes, addresses this issue by deploying cyclization as the product-determining step. This strategy leverages kinetic differences among competing cyclization pathways to selectively quench undesired radical intermediates with slower rates of cyclization while allowing the rapidly cyclizing radical to form the target six-membered ring. Herein, we report a general cyclization strategy that constructs versatile saturated heterocycles directly from aldehydes and amines through a radical sampling mechanism.

Nitrogen-containing heterocycles are among the most prevalent structural motifs in pharmaceutical compounds.<sup>1</sup> Accordingly, approximately 82% of new FDA-approved small molecule therapeutics (2013–2023) incorporate at least one nitrogen-containing heterocycle. Among the diverse heterocyclic scaffolds, six-membered, nonaromatic nitrogen ring systems have attracted substantial interest in modern medicinal chemistry. Their topologically flexible, *sp*<sup>3</sup> character can imbue desirable properties, such as increased solubility, relative to their planar congeners.<sup>2</sup> Given their utility, piperidine (ranked second) and morpholine (ranked ninth) are among the most common heterocycles found in FDA-approved drugs (Figure 1).<sup>1</sup>

Traditionally, these motifs are accessed through nucleophilic cyclization and metal-mediated cascade cyclization, which afford versatile cyclized products but require prefunctionalized building blocks prepared through multistep synthesis.<sup>3–23</sup> One attractive modern strategy for *de novo* ring synthesis employs an aldehyde and an amine bearing a radical precursor. Mechanistically, the two partners are joined by condensation to assemble the core skeleton, followed by functional-group-directed carbon-centered radical generation and subsequent 6-endo-trig ring closure.<sup>24</sup> Although this approach is quite modular, such methods still require amines bearing either preinstalled substituents,<sup>24–29</sup> prepared via multistep synthesis, or oxidizable functionalities.<sup>30,31</sup> These constraints limit the ability to access different heterocycle classes with versatile substitution patterns in an expedited fashion. Consequently, the development of highly modular methods to access a diverse range of saturated heterocyclic scaffolds from native functionalities without prefunctionalization remains a high priority for medicinal chemists.

We questioned whether piperidines, morpholines, and thiomorpholines could be assembled directly from native, widely available, unfunctionalized amines (Figure 1).<sup>32</sup> Following condensation to form the imine intermediate, hydrogen-atom abstraction (HAA) would generate the key radical species required for cyclization (Figure 1).<sup>33</sup> Appealingly, this approach exploits C–H bonds as native functional handles, yet several challenges complicate the use of HAA for heterocycle construction. Given that HAA selectivity is generally dictated by intrinsic properties of C–H bonds—such as hydricity, sterics, and bond dissociation energy (BDE)—the site of C–H abstraction is typically substrate-dependent (Figure 1).<sup>34</sup> According to our design plan, however, the target site of C–H abstraction for the desired cyclization often lacks such differentiating characteristics. We thus require an HAA-independent strategy to achieve selectivity.

To this end, we contemplated an alternative design principle that would enable substrate-agnostic access to the desired product by kinetically “sorting” the stochastically generated radicals via rates of cyclization in conjunction with a catalytic hydrogen atom donation (HAD) step. Our computational studies (see SI Table S11 for additional discussion) along with experimental measurements for related structures in literature<sup>35,36</sup> show that 6-endo radical cyclization which forms the desired six-membered heterocyclic product is kinetically faster

Received: January 19, 2026

Revised: March 30, 2026

Accepted: April 1, 2026

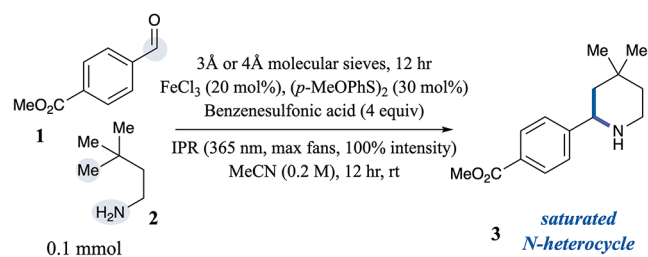
Published: April 8, 2026



unselectively abstracts a hydrogen atom from one of multiple positions on the iminium ion, generating a mixture of radical species (VII and VIII). LMCT and HAA events simultaneously reduce the photocatalyst and produce HCl, affording VI.<sup>43</sup> Slower cyclizing radical intermediates (VII) undergo HAD with thiol reagent X to regenerate iminium III, whereas radical intermediate VIII, bearing the appropriately positioned radical, rapidly undergoes the favored six-endo cyclization to selectively furnish the six-membered ring, XI.<sup>35,36</sup> Subsequent oxidation of photocatalyst VI [ $E(\text{Fe}^{2+}/\text{Fe}^{3+}) = -0.53 \text{ V vs SCE}^{52}$ ] by thiol radical IX<sup>53</sup> or aminium radical cation XI<sup>47,49</sup> regenerates the active catalyst and furnishes thiol X or the saturated heterocycle XII.

We targeted piperidine cyclization as the model reaction, which gives access to a rarely precedented class of substrates in previous radical cyclization methodologies due to the challenge of selectively generating desired carbon-centered radicals along the unsubstituted alkyl chains. The reaction was first evaluated using methyl 4-formylbenzoate **1** and 3,3-dimethylbutan-1-amine **2** (Table 1). Encouragingly, piperidine **3** was obtained

Table 1. Optimization and Control Reactions<sup>a</sup>



entry	deviation	yield <sup>b</sup>
1	none	82%
2	TBADT instead of FeCl <sub>3</sub>	44%
3	TFA instead of benzenesulfonic acid	35%
4	no light	0%
5	no FeCl <sub>3</sub>	0%
6	no benzenesulfonic acid	0%
7	no ( <i>p</i> -MeOPhS) <sub>2</sub>	45%

<sup>a</sup>See SI for experimental details. <sup>b</sup>Yield determined by <sup>1</sup>H NMR analysis versus 1,4-dinitrobenzene as an internal standard.

in 82% yield using FeCl<sub>3</sub> as a photoinduced HAA catalyst under standardized 365 nm Integrated Photoreactor (IPR) irradiation (entry 1, see SI section 5 for UV-vis studies). The optimal conditions employed 4,4'-dimethoxyphenyl disulfide as the hydrogen atom donor, benzenesulfonic acid ( $pK_a = -2.8$  in water)<sup>54</sup> as the acid, and acetonitrile as the solvent. As summarized in Table 1, careful selection of the HAA catalyst and acid proved critical for reactivity (see SI Tables S2-4 for additional optimization data). Substituting tetra-*n*-butylammonium decatungstate (TBADT) for FeCl<sub>3</sub> resulted in a significantly lower cyclization efficiency (entry 2). Similarly, replacing benzenesulfonic acid with the weaker trifluoroacetic acid (TFA,  $pK_a = 0.2-0.5$  in water)<sup>55</sup> led to greatly diminished reactivity (entry 3). Importantly, in the absence of light, HAA catalyst, or acid, the reaction did not proceed due to a lack of radical generation or preferential abstraction at  $\alpha$ -amino sites (entries 4-6). The disulfide also plays a key role in facilitating product formation. In its absence, cyclized product can still form, as multiple abstractable C-H bonds (nine total, including three methyl groups) are available. However, the

reaction efficiency is greatly reduced, leading primarily to the noncyclized byproduct, methyl 4-(((3,3-dimethylbutyl)-amino)methyl)benzoate (entry 7).

With the optimized conditions in hand, we next explored the scope of piperidine formation. As shown in Table 2, a variety of alkyl amines can be employed directly as coupling partners to generate piperidines in a one-pot fashion. Various substitutions on the amine are well tolerated, affording excellent yields (3-5, 72-91% yield). Substrates bearing a distal phenyl group exhibit selective HAA, favoring six-membered ring formation (6, 52% yield). Linear and cyclopentyl-bearing alkyl amines are also competent cyclization partners, providing the corresponding products in 50-86% yields (7-10). To bias the cyclization pathway toward six-membered ring formation, increasing both the disulfide loading and the reaction concentration proved effective, and these modified conditions delivered up to 82% selectivity for the six-membered product over the five- and seven-membered analogues (10, 82% yield). Beyond alkyl amines, aldehydes bearing diverse electronic properties and functionalities are compatible (11-20, 53-85% yield), including heterocyclic motifs, such as pyrazole (19, 54% yield). Notably, installing a *gem*-dimethyl group at C6 to block 6-endo cyclization allowed access to the 7-membered azepane scaffold (21, 48% yield, 95% selectivity).

We next examined the formation of morpholines and thiomorpholines, two widely represented scaffolds in medicinal chemistry (Table 3). In general, FeCl<sub>3</sub> functions effectively as the HAA catalyst under standardized 420 nm IPR irradiation (see SI Section 4, Part II). However, for benzylic  $\alpha$ -oxy C-H bond abstraction, TBADT [ $E([\text{W}_{10}\text{O}_{32}]^{4+}/[\text{W}_{10}\text{O}_{32}]^{5-}) = -0.97 \text{ V vs SCE}^{42,50,51}$ ] proved more effective, likely due to its steric bulk, which mitigates product inhibition at the tertiary  $\alpha$ -oxy benzylic sites of the formed morpholines. As shown in Table 3, diverse substitution patterns are well tolerated on both methoxy- and thiol-functionalized amines. C-H bonds at methyl, methylene, methylthiol, ethylthiol, and  $\alpha$ -oxy benzylic sites can be abstracted to exclusively generate the six-membered cyclized products. Versatile benzaldehydes with electron-donating or electron-withdrawing substituents are compatible (22-33, 48-65% yield), and heterocycles, such as pyridine, are also tolerated, albeit with a slight decrease in yield (34, 45% yield). Even sterically demanding aldehydes, including benzaldehydes bearing two ortho substituents, undergo efficient cyclization (35, 55% yield).

To further demonstrate the versatility of this strategy, we expanded the scope beyond aryl aldehydes. Cyclopropanecarbaldehyde, cyclobutanecarbaldehyde, and pivalaldehyde were well tolerated (Table 4, 36-39, 33-60% yield) to afford diverse poly substituted piperidines. Meanwhile, we employed bicyclo[1.1.1]pentane (BCP)-derived aldehyde as a coupling partner, achieving facile incorporation of this valuable phenyl bioisostere<sup>56</sup> into a saturated heterocyclic framework in good yield (40, 63% yield). Additionally, the use of serine-derived amines allowed introduction of chirality and rapid buildup of molecular complexity (42-43, 44-48% yield). Merging these motifs, we assembled a complex morpholine bearing BCP ester, phenyl, and derivatized serine in one flask with a 43% yield (41) [see SI section 16 for supplemental substrate scopes]. In addition to enabling access to a variety of saturated heterocycles with high regioselectivity, the examination of representative substrates revealed that the *trans* diastereomer was formed as the major product in all assigned cases.

Table 2. Piperidine Scope

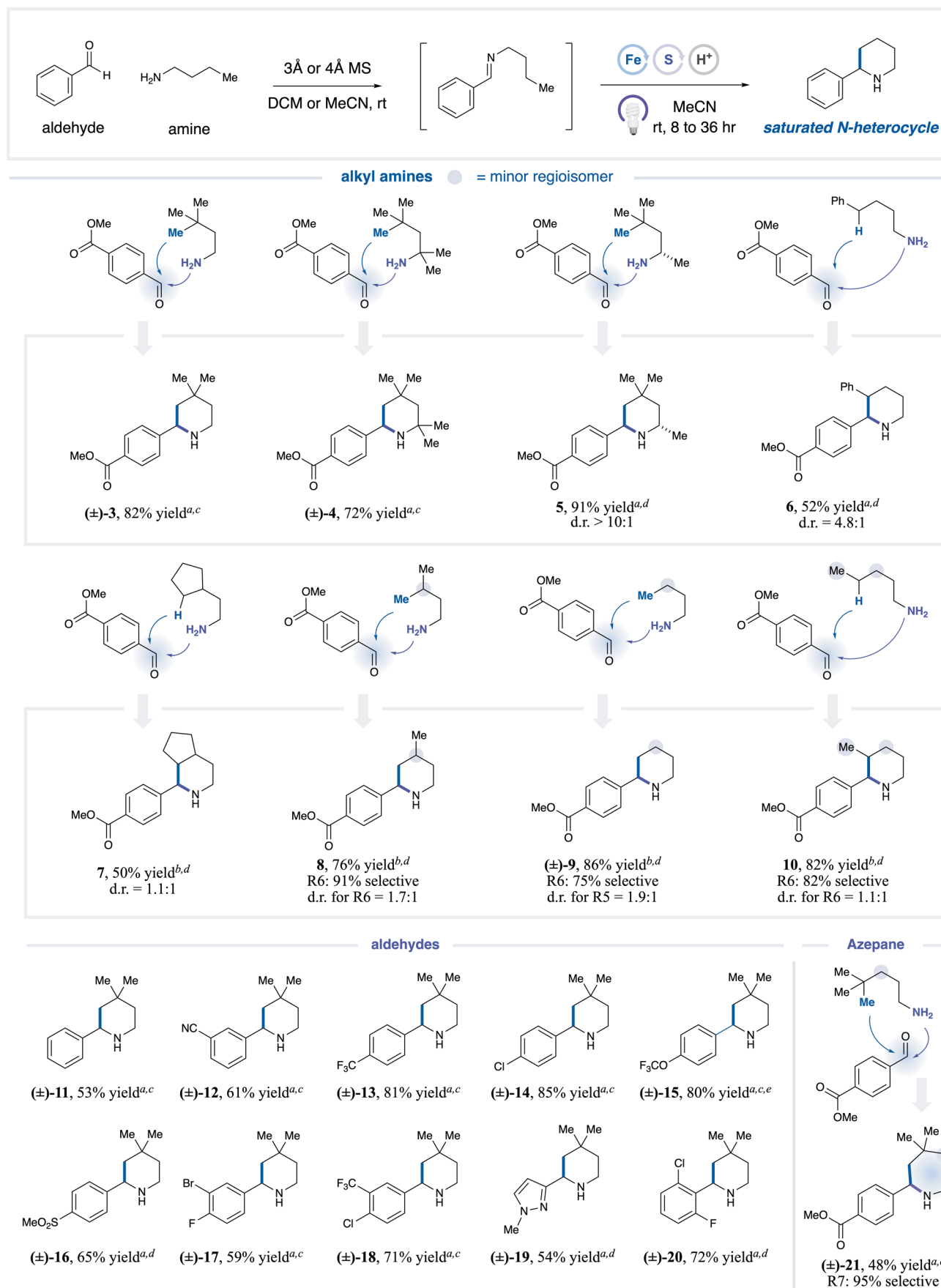
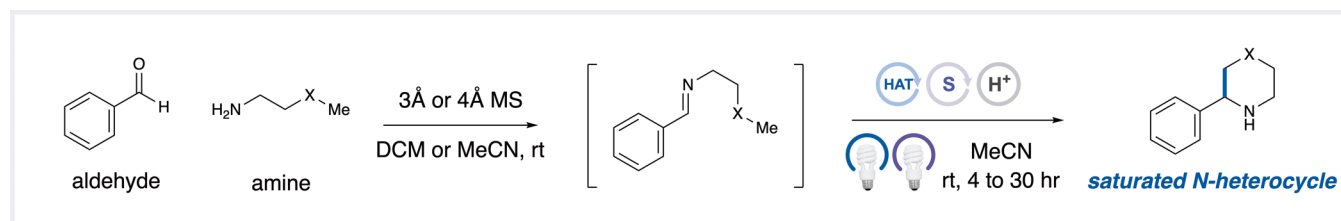
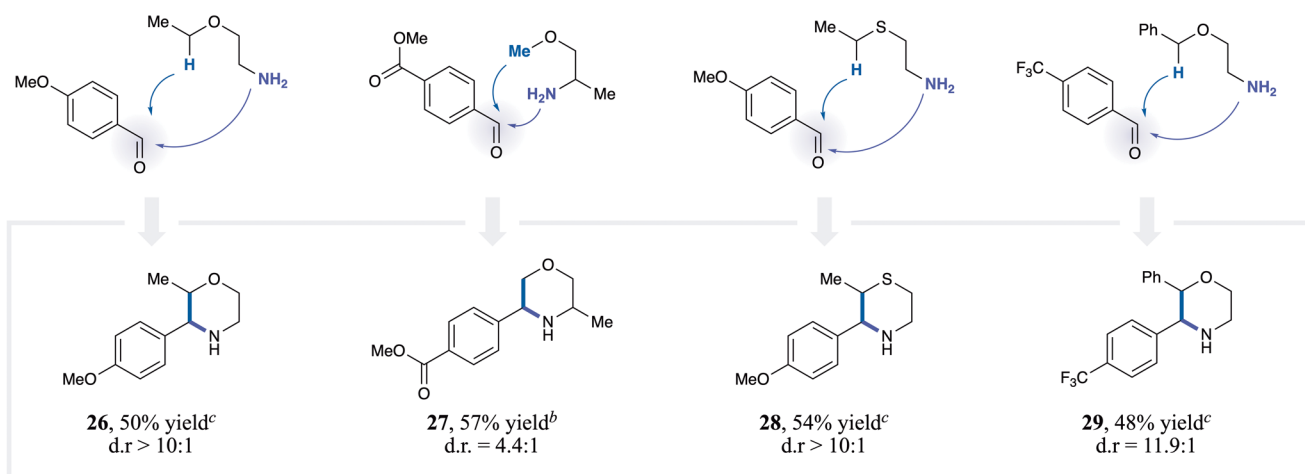
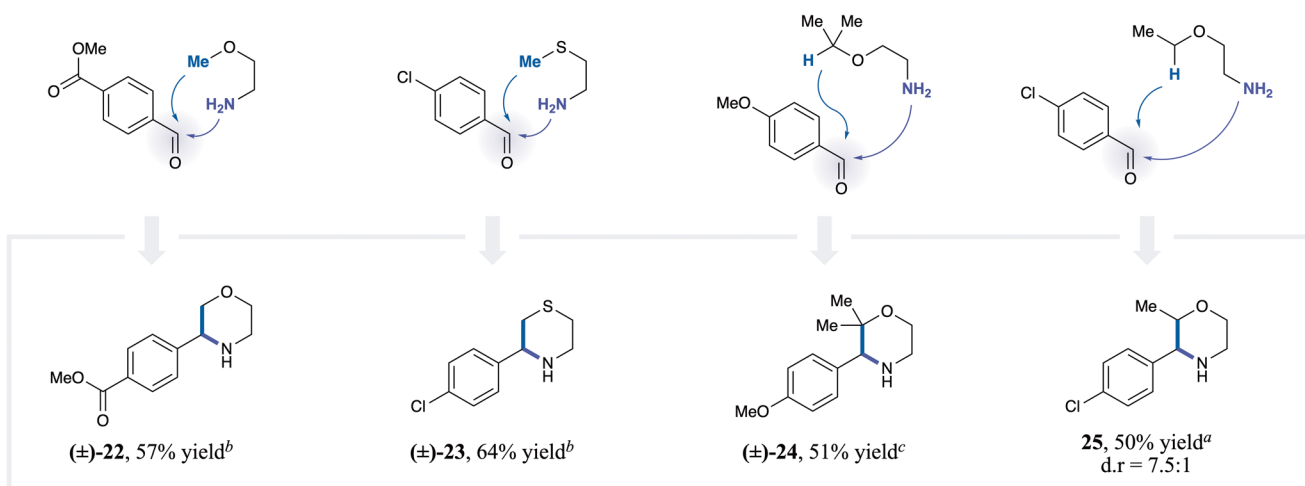


Table 2. continued

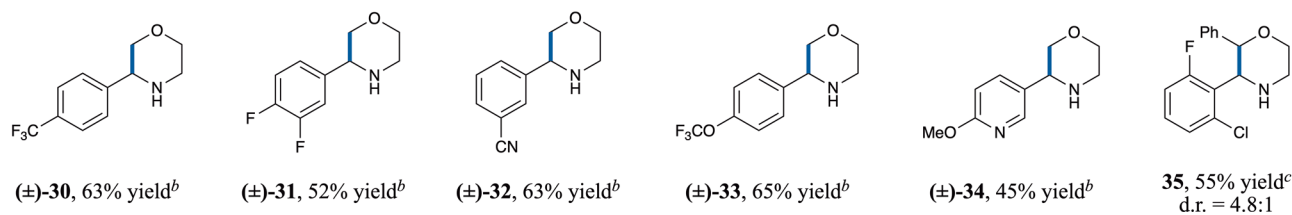
<sup>a</sup>Isolated yields reported. <sup>b</sup>Due to coelution of isomers, reported total assay yields for all cyclized regioisomers, R6 is the proportion for the desired six-membered regioisomer. <sup>c</sup>General procedure A-1. <sup>d</sup>General procedure A-2. <sup>e</sup>Isolated as Boc-derivatized product.

Table 3. Morpholine and Thiomorpholine Scope<sup>d</sup>

## alkyl amines and aldehyde

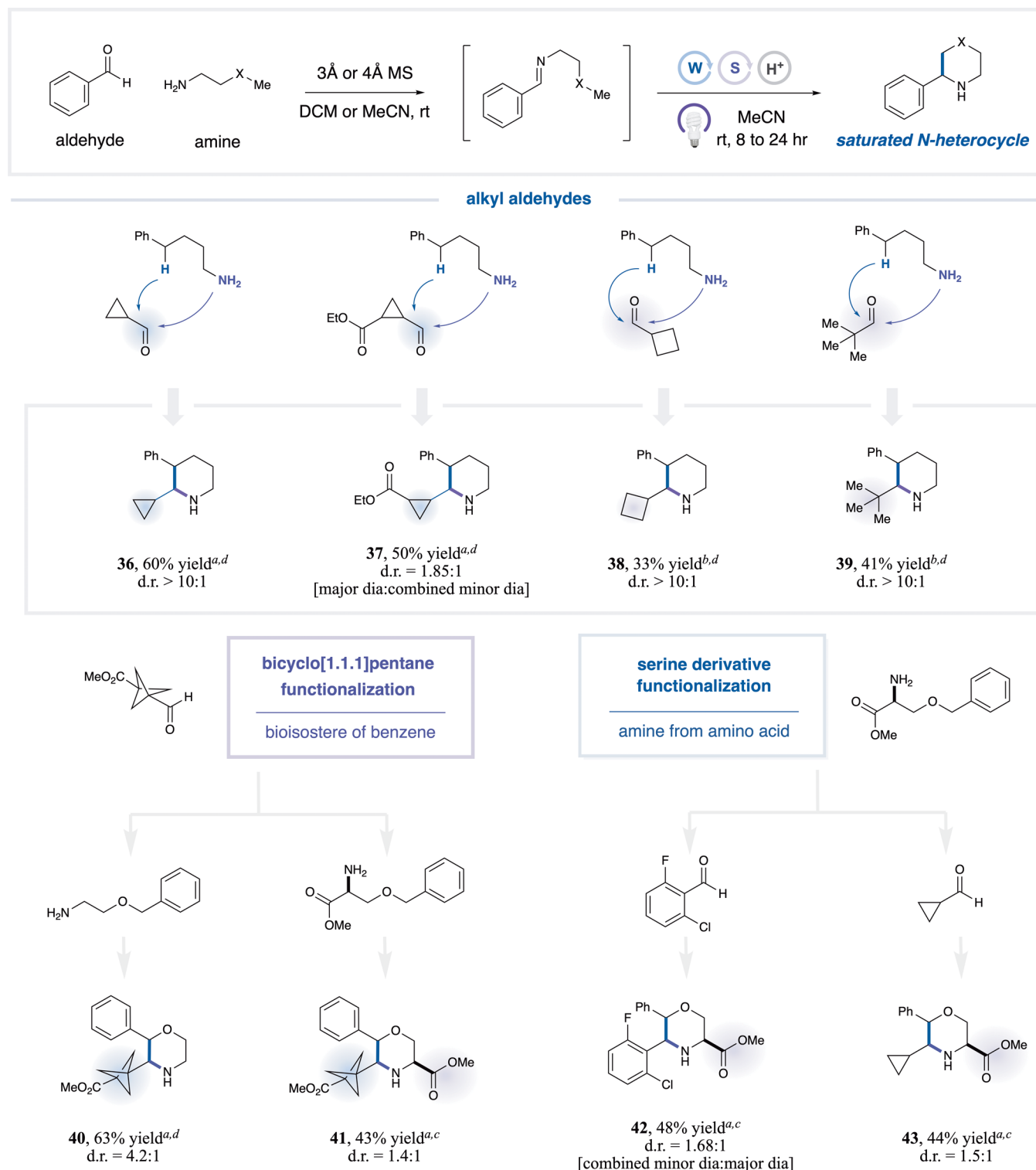


## aldehydes



<sup>a</sup>General procedure B-1. <sup>b</sup>General procedure B-2. <sup>c</sup>General procedure C-2. See SI for full experimental details. <sup>d</sup>All yields are isolated.

Table 4. Saturated Heterocycle Formation with Bioactive Motifs

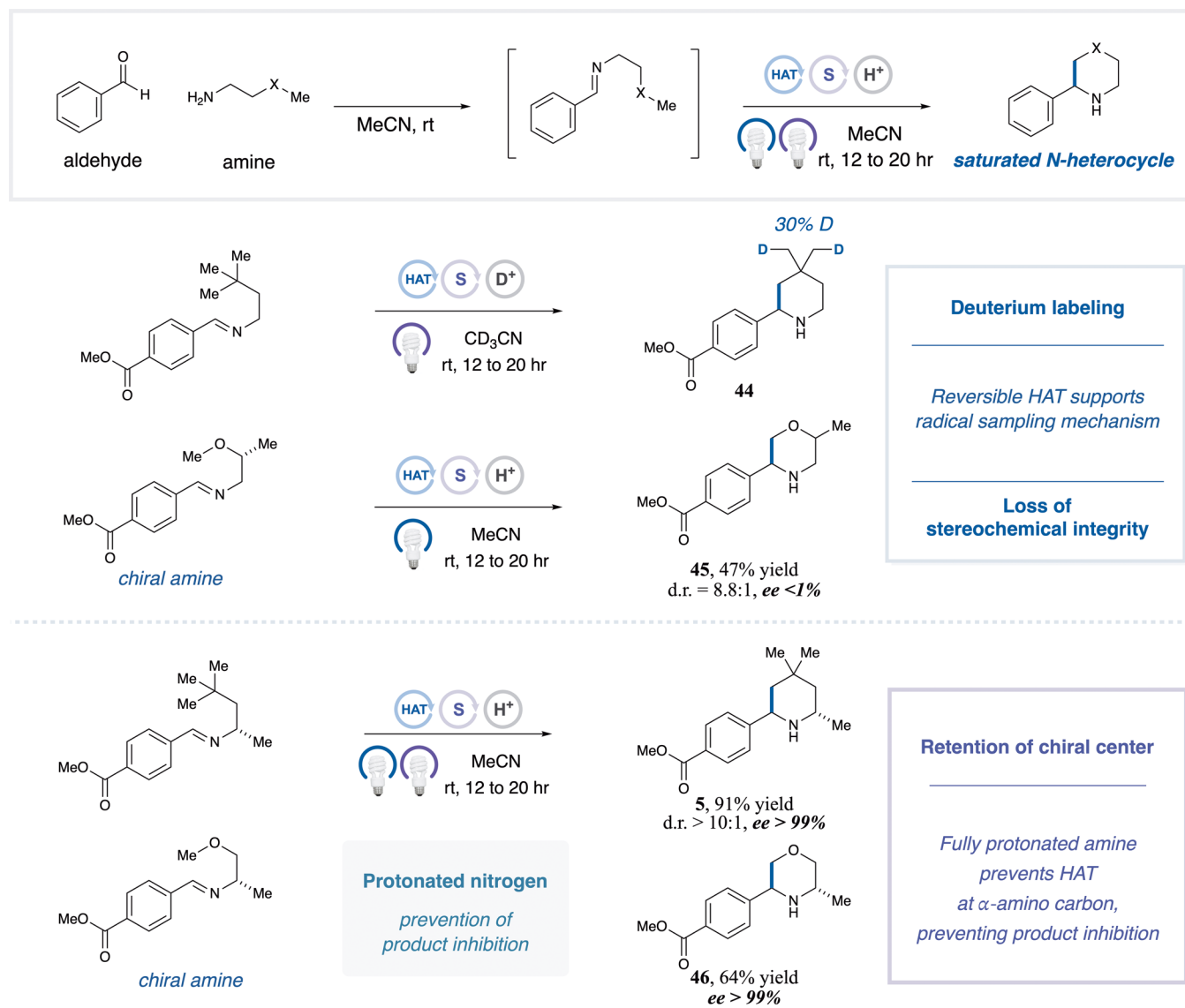


<sup>a</sup>Isolated yields reported. <sup>b</sup>Assay yield due to the >10% yield loss in isolations. <sup>c</sup>General procedure C-1. <sup>d</sup>General procedure C-2. See SI for full experimental details.

Furthermore, the use of bulkier TBADT as the HAA catalyst generally afforded higher diastereomeric ratios compared to FeCl<sub>3</sub>, likely due to the disfavored hydrogen atom abstraction after cyclization, particularly at the newly formed tertiary (benzylic/ $\alpha$ -oxy) C–H bonds (see SI Section 14 for a detailed discussion of diastereoselectivity). Collectively, these examples

demonstrate a modular and efficient strategy for the construction of diverse saturated heterocycles—piperidines, morpholines, and thiomorpholines—from native and readily available aldehydes and amines.

We next sought to probe the mechanism—particularly the net reversibility of the paired HAA/HAD process and the role

Table 5. Mechanistic Investigation<sup>a</sup>

<sup>a</sup>Isolated yields reported. See SI for experimental details.

of acid in preventing product inhibition. Through deuterium-labeling, as shown in Table 5, the use of deuterated benzenesulfonic acid (62% deuteration, SI Figure S4) resulted in deuterium incorporation into model piperidine substrate 44. Notably, deuterium incorporation was primarily observed at the terminal methyl groups (~30% incorporation) with minor deuteration at other non- $\alpha$ -amino positions (<5% incorporation, SI Figure S5). High-resolution mass spectrometry (HRMS) further confirmed the presence of one to three deuterium atoms in the product (SI Figure S6). Collectively, these results implicate a reversible hydrogen atom transfer (HAT), consistent with a radical sampling process during the reaction. In the morpholine system, complete erosion of stereochemistry at the internal  $\alpha$ -oxy methine site of 45 suggests reversible HAT at multiple positions. Together, these observations support the hypothesis that net reversibility is derived from HAA/HAD steps during the reaction. In contrast, strong acid protonation is known to deactivate  $\alpha$ -amino C–H bonds toward HAA,<sup>57–59</sup> which should preserve stereochemistry at nitrogen-adjacent centers. Indeed, chiral centers

situated  $\alpha$ - to nitrogen in both piperidine 5 and morpholine 46 retain >99% ee after the reaction, suggesting that protonation mitigates product inhibition and favors generation of the desired radical intermediates (see SI Section 7).

In conclusion, we describe a radical sampling-based strategy that enables the rapid and modular construction of piperidines, morpholines, and thiomorpholines directly from native and abundant aldehydes and amines using commercially available, inexpensive catalysts and reagents under an exceptionally straightforward reaction setup. Given the value of saturated heterocycles in medicinal chemistry, we anticipate that this transformation will find broad utility across the synthetic community.

## ■ ASSOCIATED CONTENT

### SI Supporting Information

The Supporting Information is available free of charge at <https://pubs.acs.org/doi/10.1021/jacs.6c01294>.

Experimental details, expanded substrate table, compound characterization data, and spectra (PDF)

## AUTHOR INFORMATION

### Corresponding Author

David W. C. MacMillan – Merck Center for Catalysis at Princeton University, Princeton, New Jersey 08544, United States; [orcid.org/0000-0001-6447-0587](https://orcid.org/0000-0001-6447-0587); Email: [dmacmill@princeton.edu](mailto:dmacmill@princeton.edu)

### Authors

Qinyan Cai – Merck Center for Catalysis at Princeton University, Princeton, New Jersey 08544, United States; [orcid.org/0000-0002-5908-2560](https://orcid.org/0000-0002-5908-2560)

Noah B. Bissonette – Merck Center for Catalysis at Princeton University, Princeton, New Jersey 08544, United States

Saegun Kim – Merck Center for Catalysis at Princeton University, Princeton, New Jersey 08544, United States

Thomas Knauber – Pfizer Research and Development, Groton, Connecticut 06340, United States; [orcid.org/0000-0002-3354-3322](https://orcid.org/0000-0002-3354-3322)

Gary M. Chinigo – Pfizer Research and Development, Groton, Connecticut 06340, United States; [orcid.org/0009-0009-6130-6808](https://orcid.org/0009-0009-6130-6808)

David C. Blakemore – Pfizer Research and Development, Groton, Connecticut 06340, United States

Complete contact information is available at: <https://pubs.acs.org/10.1021/jacs.6c01294>

### Author Contributions

<sup>§</sup>Q.C. and N.B.B. contributed equally.

### Notes

The authors declare the following competing financial interest(s): D.W.C.M. declares a competing financial interest with respect to the Integrated Photoreactor.

## ACKNOWLEDGMENTS

The authors are grateful for financial support provided by the National Institute of General Medical Sciences (NIGMS) of the National Institutes of Health (R35GM134897); the Princeton Catalysis Initiative; and Pfizer. The content is solely the responsibility of the authors and does not necessarily represent the official views of NIGMS. Q.C. and N.B.B. acknowledge Princeton University and the Taylor family for financial support through a third-year Edward C. Taylor Fellowship. The authors thank Dr. Brandon Kennedy and Christina Kraml (Lotus Separations) for assistance with compound separation; Ken Conover and Dr. István Pelczar for NMR support; Dr. John Eng for mass spectrometry support; Dr. Johannes Grosskopf, Dr. Sven Kaster, William Lyon, William P. Carson II, Johnny Wang, Katherine Burton, Lauren Harstad, Inji Park, Dr. Noriyuki Takanashi, and Dr. Qing An for helpful scientific discussions; Eli Jones for maintenance of essential lab equipment; and Rebecca Lambert for assistance with the preparation and editing of this manuscript.

## REFERENCES

- (1) Marshall, C. M.; Federice, J. G.; Bell, C. N.; Cox, P. B.; Njardarson, J. T. An Update on the Nitrogen Heterocycle Compositions and Properties of U.S. FDA-Approved Pharmaceuticals (2013–2023). *J. Med. Chem.* **2024**, *67* (14), 11622–11655.
- (2) Lovering, F.; Bikker, J.; Humblet, C. Escape from flatland: increasing saturation as an approach to improving clinical success. *J. Med. Chem.* **2009**, *52* (21), 6752–6756.
- (3) Matlock, J. V.; Svejstrup, T. D.; Songara, P.; Overington, S.; McGarrigle, E. M.; Aggarwal, V. K. Synthesis of 6- and 7-Membered N-Heterocycles Using alpha-Phenylvinylsulfonium Salts. *Org. Lett.* **2015**, *17* (20), 5044–5047.
- (4) Yar, M.; McGarrigle, E. M.; Aggarwal, V. K. Bromoethylsulfonium Salt—A More Effective Annulation Agent for the Synthesis of 6- and 7-Membered 1,4-Heterocyclic Compounds. *Org. Lett.* **2009**, *11* (2), 257–260.
- (5) Juliá, F.; Yan, J.; Paulus, F.; Ritter, T. Vinyl Thianthrenium Tetrafluoroborate: A Practical and Versatile Vinylating Reagent Made from Ethylene. *J. Am. Chem. Soc.* **2021**, *143* (33), 12992–12998.
- (6) Cheng, Q.; Bai, Z.; Tewari, S.; Ritter, T. Bifunctional sulfilimines enable synthesis of multiple N-heterocycles from alkenes. *Nat. Chem.* **2022**, *14* (8), 898–904.
- (7) Ortiz, K. G.; Brusoe, A. T.; An, J.; Chong, E.; Wu, L. Green Synthesis of Morpholines via Selective Monoalkylation of Amines. *J. Am. Chem. Soc.* **2024**, *146* (43), 29847–29856.
- (8) Aubineau, T.; Cossy, J. A One-Pot Reaction toward the Diastereoselective Synthesis of Substituted Morpholines. *Org. Lett.* **2018**, *20* (23), 7419–7423.
- (9) Berhane, I. A.; Burde, A. S.; Kennedy-Ellis, J. J.; Zurek, E.; Chemler, S. R. Copper-catalyzed enantioselective alkene carboetherification for the synthesis of saturated six-membered cyclic ethers. *Chem. Commun.* **2021**, *57* (78), 10099–10102.
- (10) Borah, M.; Borthakur, U.; Saikia, A. K. Diastereoselective Synthesis of Substituted Morpholines from N-Tethered Alkenols: Total Synthesis of (±)-Chelonin A. *J. Org. Chem.* **2017**, *82* (3), 1330–1339.
- (11) Burg, F.; Rovis, T. Rh(III)-catalyzed Intra- and Intermolecular 3,4-Difunctionalization of 1,3-Dienes via Rh(III)-pi-allyl Amidation with 1,4,2-Dioxazolones. *ACS Catal.* **2022**, *12* (15), 9690–9697.
- (12) Chu, D.; Zoll, A. J.; Ellman, J. A. Copper-Catalyzed Three-Component Synthesis of Highly Substituted Morpholines. *Org. Lett.* **2024**, *26* (22), 4803–4807.
- (13) Giofre, S.; Molteni, L.; Nava, D.; Lo Presti, L.; Beccalli, E. M. Enantio- and Regioselective Palladium(II)-Catalyzed Dioxygenation of (Aza-)Alkenols. *Angew. Chem., Int. Ed.* **2021**, *60* (40), 21723–21727.
- (14) Ketan Das, B.; Sarkar, T.; Kumar Maharana, P.; Kar, S.; Punniyamurthy, T. Cascade Zinc- and Silver Catalyzed Stereospecific C–O and C–N Bond Formations. *Eur. J. Org. Chem.* **2022**, *2022* (45), e202201237.
- (15) (a) Singh, B.; Kumar, M.; Goswami, G.; Verma, I.; Ghorai, M. K. Ring-Opening Cyclization (ROC) of Aziridines with Propargyl Alcohols: Synthesis of 3,4-Dihydro-2H-1,4-oxazines. *J. Org. Chem.* **2023**, *88* (7), 4504–4518. (b) Murugesan, V.; Hoot, B.; Farris, W.; Saini, P.; Saucedo, A. I.; Pradhan, S.; Mitchell, T.; Delaney, C. P. Aziridine–Epoxide Heterocoupling: A Straightforward Approach to Stereoselective Synthesis of Complex Morpholine Derivatives. *J. Am. Chem. Soc.* **2025**, *147* (51), 46825–46832.
- (16) Chan, H. S. S.; Lu, Y.; Yu, J.-Q. Palladium-catalyzed methylene C(sp<sup>3</sup>)–H lactamization and cycloamination enabled by chlorinated pyridine–pyridone ligands. *Nat. Synth.* **2024**, *3* (6), 752–762.
- (17) Greenwood, J. W.; Larsen, M. A.; Burgess, S. A.; Newman, J. A.; Jiang, Y.; Sather, A. C. Isolable iminium ions as a platform for N-(hetero)aryl piperidine synthesis. *Nat. Synth.* **2023**, *2* (11), 1059–1067.
- (18) Larsen, M. A.; Hennessy, E. T.; Deem, M. C.; Lam, Y.-h.; Sauri, J.; Sather, A. C. A Modular and Diastereoselective 5 + 1 Cyclization Approach to N-(Hetero)Aryl Piperidines. *J. Am. Chem. Soc.* **2020**, *142* (2), 726–732.
- (19) Pantaine, L. R. E.; Milligan, J. A.; Matsui, J. K.; Kelly, C. B.; Molander, G. A. Photoredox Radical/Polar Crossover Enables

Construction of Saturated Nitrogen Heterocycles. *Org. Lett.* **2019**, *21* (7), 2317–2321.

(20) Peng, Q.; Hwang, M. U.; Rentería-Gómez, Á.; Mukherjee, P.; Young, R. M.; Qiu, Y.; Wasielewski, M. R.; Gutierrez, O.; Scheidt, K. A. Photochemical phosphorus-enabled scaffold remodeling of carboxylic acids. *Science* **2024**, *385* (6716), 1471–1477.

(21) Stateman, L. M.; Dare, R. M.; Paneque, A. N.; Nagib, D. A. Aza-heterocycles via copper-catalyzed, remote C–H desaturation of amines. *Chem.* **2022**, *8* (1), 210–224.

(22) Zhang, H.; Muñoz, K. Selective Piperidine Synthesis Exploiting Iodine-Catalyzed Csp<sup>3</sup>–H Amination under Visible Light. *ACS Catal.* **2017**, *7* (6), 4122–4125.

(23) Zhang, Z.; Zhang, X.; Nagib, D. A. Chiral Piperidines from Acyclic Amines via Enantioselective, Radical-Mediated  $\delta$  C–H Cyanation. *Chem.* **2019**, *5* (12), 3127–3134.

(24) Vo, C. V.; Luescher, M. U.; Bode, J. W. SnAP reagents for the one-step synthesis of medium-ring saturated N-heterocycles from aldehydes. *Nat. Chem.* **2014**, *6* (4), 310–314.

(25) Jackl, M. K.; Legnani, L.; Morandi, B.; Bode, J. W. Continuous Flow Synthesis of Morpholines and Oxazepanes with Silicon Amine Protocol (SLAP) Reagents and Lewis Acid Facilitated Photoredox Catalysis. *Org. Lett.* **2017**, *19* (17), 4696–4699.

(26) Luescher, M. U.; Vo, C. V.; Bode, J. W. SnAP reagents for the synthesis of piperazines and morpholines. *Org. Lett.* **2014**, *16* (4), 1236–1239.

(27) Siau, W. Y.; Bode, J. W. One-step synthesis of saturated spirocyclic N-heterocycles with stannyl amine protocol (SnAP) reagents and ketones. *J. Am. Chem. Soc.* **2014**, *136* (51), 17726–17729.

(28) Bissonnette, N. B.; Ellis, J. M.; Hamann, L. G.; Romanov-Michailidis, F. Expedient access to saturated nitrogen heterocycles by photoredox cyclization of imino-tethered dihydropyridines. *Chem. Sci.* **2019**, *10* (41), 9591–9596.

(29) (a) Wang, Y. Y.; Bode, J. W. Olefin Amine (OLA) Reagents for the Synthesis of Bridged Bicyclic and Spirocyclic Saturated N-Heterocycles by Catalytic Hydrogen Atom Transfer (HAT) Reactions. *J. Am. Chem. Soc.* **2019**, *141* (24), 9739–9745. (b) Vo, C. V.; Mikutis, G.; Bode, J. W. SnAP reagents for the transformation of aldehydes into substituted thiomorpholines—an alternative to cross-coupling with saturated heterocycles. *Angew. Chem., Int. Ed.* **2013**, *52* (6), 1705–1708. (c) Luescher, M. U.; Bode, J. W. Catalytic Synthesis of N-Unprotected Piperazines, Morpholines, and Thiomorpholines from Aldehydes and SnAP Reagents. *Angew. Chem., Int. Ed.* **2015**, *54* (37), 10884–10888. (d) Geoghegan, K.; Bode, J. W. Bespoke SnAP reagents for the synthesis of C-substituted spirocyclic and bicyclic saturated N-heterocycles. *Org. Lett.* **2015**, *17* (8), 1934–1937.

(30) Brisco, T. A.; De Krijger, S.; Nair, V. N.; Troian-Gautier, L.; Tambar, U. K. Photocatalytic Synthesis of Substituted 2-Aryl Morpholines via Diastereoselective Annulation. *J. Am. Chem. Soc.* **2025**, *147* (17), 14605–14613.

(31) Boley, A. J.; Genova, J. C.; Nicewicz, D. A. Programmable Piperazine Synthesis via Organic Photoredox Catalysis. *J. Am. Chem. Soc.* **2024**, *146* (45), 31274–31280.

(32) Availability and abundance of aldehydes and amines were assessed using the *Reaxys* database. The reported count for aldehydes represents the number of compounds that contain at least one aldehyde in the structures. The reported count for amines represents the number of compounds that contain primary alkyl amines with at least one C–H bond at the C4 position (excluded primary aromatic amines, e.g., anilines, and allowed the presence of C–H bonds at C4 for HAA). Using these criteria, substructure searches via *Reaxys* produced the following numbers for aldehydes and amines: aldehydes – 1,753,755; primary amines – 388,692. *Reaxys*; Elsevier, n.d. <https://www.reaxys.com/#/search/quick/query> (accessed 2025–12–06).

(33) Capaldo, L.; Ravelli, D.; Fagnoni, M. Direct Photocatalyzed Hydrogen Atom Transfer (HAT) for Aliphatic C–H Bonds Elaboration. *Chem. Rev.* **2022**, *122* (2), 1875–1924.

(34) Cao, H.; Tang, X.; Tang, H.; Yuan, Y.; Wu, J. Photoinduced intermolecular hydrogen atom transfer reactions in organic synthesis. *Chem. Catal.* **2021**, *1* (3), 523–598.

(35) Tomaszewski, M. J.; Warkentin, J. Rate constants for aryl radical cyclization to aldimines: synthesis of tetrahydroisoquinolines by fast 6-endo closures to carbon. *Tetrahedron Lett.* **1992**, *33* (16), 2123–2126.

(36) Tomaszewski, M. J.; Warkentin, J.; Werstiuk, N. H. Free-Radical Chemistry of Imines. *Aust. J. Chem.* **1995**, *48* (2), 291–321.

(37) Newcomb, M.; Choi, S.-Y.; Horner, J. H. Adjusting the Top End of the Alkyl Radical Kinetic Scale. Laser Flash Photolysis Calibrations of Fast Radical Clocks and Rate Constants for Reactions of Benzeneselenol. *J. Org. Chem.* **1999**, *64*, 1225–1231.

(38) Wang, M.; Huang, Y.; Hu, P. Terminal Csp(3)–H borylation through intermolecular radical sampling. *Science* **2024**, *383* (6682), 537–544.

(39) (a) Han, W.; Hwang, T.; Lian, C.; Kolb, S.; Yamane, M.; Palani, V.; Wendlandt, A. E. Migrating Group Strategy for Remote Functionalization of Seven-Membered Rings. *J. Am. Chem. Soc.* **2025**, *147* (35), 32077–32084. (b) Zhang, W.; Mao, S.; Peng, M.; Xi, Y. Versatile positional editing of diverse functional groups through radical 1,2-boron shifts. *ChemRxiv*. June 12, 2025. DOI: 10.26434/chemrxiv-2025-61whz (accessed 2025–10–01). (c) Xie, L.; Luo, P.; Lu, T.; Zheng, W.; Su, Y.; Wang, J.; Qi, X.; Xu, Y. 1,2-Boryl/Hydrogen Transposition via Reversible C–H Sampling. *ChemRxiv*. June 10, 2025. DOI: 10.26434/chemrxiv-2025-lx3t5 (accessed 2025–10–01).

(40) Chen, K.; Zeng, Q.; Xie, L.; Xue, Z.; Wang, J.; Xu, Y. Functional-group translocation of cyano groups by reversible C–H sampling. *Nature* **2023**, *620* (7976), 1007–1012.

(41) Wojnárovits, L.; Wang, J.; Chu, L.; Takács, E. Rate constants of chlorine atom reactions with organic molecules in aqueous solutions, an overview. *Environ. Sci. Pollut. Res. Int.* **2022**, *29* (37), 55492–55513.

(42) Ravelli, D.; Fagnoni, M.; Fukuyama, T.; Nishikawa, T.; Ryu, I. Site-Selective C–H Functionalization by Decatungstate Anion Photocatalysis: Synergistic Control by Polar and Steric Effects Expands the Reaction Scope. *ACS Catal.* **2018**, *8* (1), 701–713.

(43) Abderrazak, Y.; Bhattacharyya, A.; Reiser, O. Visible-Light-Induced Homolysis of Earth-Abundant Metal-Substrate Complexes: A Complementary Activation Strategy in Photoredox Catalysis. *Angew. Chem., Int. Ed.* **2021**, *60* (39), 21100–21115.

(44) Sarver, P. J.; Bacauanu, V.; Schultz, D. M.; DiRocco, D. A.; Lam, Y.-h.; Sherer, E. C.; MacMillan, D. W. C. The merger of decatungstate and copper catalysis to enable aliphatic C(sp<sup>3</sup>)–H trifluoromethylation. *Nat. Chem.* **2020**, *12* (5), 459–467.

(45) Bonciolini, S.; Noël, T.; Capaldo, L. Synthetic Applications of Photocatalyzed Halogen-Radical Mediated Hydrogen Atom Transfer for C–H Bond Functionalization. *Eur. J. Org. Chem.* **2022**, *2022* (34), No. e202200417.

(46) Itabashi, Y.; Asahara, H.; Ohkubo, K. Chlorine-radical-mediated C–H oxygenation reaction under light irradiation. *Chem. Commun.* **2023**, *59* (49), 7506–7517.

(47) Ganley, J. M.; Murray, P. R. D.; Knowles, R. R. Photocatalytic Generation of Aminium Radical Cations for C–N Bond Formation. *ACS Catal.* **2020**, *10* (20), 11712–11738.

(48) (a) Parsaee, F.; Senarathna, M. C.; Kannangara, P. B.; Alexander, S. N.; Arche, P. D. E.; Welin, E. R. Radical philicity and its role in selective organic transformations. *Nat. Rev. Chem.* **2021**, *5* (7), 486–499. (b) Salamone, M.; Giammaricoli, I.; Bietti, M. Tuning hydrogen atom abstraction from the aliphatic C–H bonds of basic substrates by protonation. Control over selectivity by C–H deactivation. *Chem. Sci.* **2013**, *4* (8), 3255–3262.

(49) Svejstrup, T. D.; Ruffoni, A.; Juliá, F.; Aubert, V. M.; Leonori, D. Synthesis of Arylamines via Aminium Radicals. *Angew. Chem., Int. Ed.* **2017**, *56* (47), 14948–14952.

(50) Renneke, R. F.; Pasquali, M.; Hill, C. L. Polyoxometalate systems for the catalytic selective production of nonthermodynamic alkenes from alkanes. Nature of excited-state deactivation processes

and control of subsequent thermal processes in polyoxometalate photoredox chemistry. *J. Am. Chem. Soc.* **1990**, *112* (18), 6585–6594.

(51) Waele, V. D.; Poizat, O.; Fagnoni, M.; Bagno, A.; Ravelli, D. Unraveling the Key Features of the Reactive State of Decatungstate Anion in Hydrogen Atom Transfer (HAT) Photocatalysis. *ACS Catal.* **2016**, *6* (10), 7174–7182.

(52) Bard, A. J.; Faulkner, L. R. *Electrochemical Methods: Fundamentals and Applications*, 2<sup>nd</sup> ed.; Wiley, 2011.

(53) Larsen, A. G.; Holm, A. H.; Roberson, M.; Daasbjerg, K. Substituent Effects on the Oxidation and Reduction Potentials of Phenylthiyl Radicals in Acetonitrile. *J. Am. Chem. Soc.* **2001**, *123* (8), 1723–1729.

(54) *Ionization Constants of Heteroatom Organic Acids*; Organic Chemistry Michigan State University. <https://www2.chemistry.msu.edu/faculty/reusch/virttxtjml/acidity2.htm> (accessed 2025-11-24).

(55) Garavagno, M. D. L. A.; Holland, R.; Khan, M. A. H.; Orr-Ewing, A. J.; Shallcross, D. E. Trifluoroacetic Acid: Toxicity, Sources, Sinks and Future Prospects. *Sustainability* **2024**, *16*, 2382.

(56) Diepers, H. E.; Walker, J. C. L. (Bio)isosteres of ortho- and meta-substituted benzenes. *Beilstein J. Org. Chem.* **2024**, *20*, 859–890.

(57) Howell, J. M.; Feng, K.; Clark, J. R.; Trzepakowski, L. J.; White, M. C. Remote Oxidation of Aliphatic C–H Bonds in Nitrogen-Containing Molecules. *J. Am. Chem. Soc.* **2015**, *137* (46), 14590–14593.

(58) Sarver, P. J.; Bissonnette, N. B.; MacMillan, D. W. C. Decatungstate-Catalyzed C(sp<sup>3</sup>)–H Sulfinylation: Rapid Access to Diverse Organosulfur Functionality. *J. Am. Chem. Soc.* **2021**, *143* (26), 9737–9743.

(59) Schultz, D. M.; Lévesque, F.; DiRocco, D. A.; Reibarkh, M.; Ji, Y.; Joyce, L. A.; Dropinski, J. F.; Sheng, H.; Sherry, B. D.; Davies, I. W. Oxyfunctionalization of the Remote C–H Bonds of Aliphatic Amines by Decatungstate Photocatalysis. *Angew. Chem., Int. Ed.* **2017**, *56* (48), 15274–15278.