

Metallaphotoredox Perfluoroalkylation of Organobromides

Xiangbo Zhao and David W. C. MacMillan*

Cite This: *J. Am. Chem. Soc.* 2020, 142, 19480–19486

Read Online

ACCESS |

Metrics & More

Article Recommendations

Supporting Information

ABSTRACT: Ruppert–Prakash type reagents (TMSCF₃, TMSC₂F₅, and TMSC₃F₇) are readily available, air-stable, and easy-to-handle fluoroalkyl sources. Herein, we describe a mild, copper-catalyzed cross-coupling of these fluoroalkyl nucleophiles with aryl and alkyl bromides to produce a diverse array of trifluoromethyl, pentafluoroethyl, and heptafluoropropyl adducts. This light-mediated transformation proceeds via a silyl-radical-mediated halogen atom abstraction pathway, which enables perfluoroalkylation of a broad range of organobromides of variable steric and electronic demand. The utility of the method is demonstrated through the late-stage functionalization of several drug analogues.

It is well understood that the incorporation of a fluoroalkyl group into a drug molecule can confer significant advantages, including enhanced protein binding selectivity, improved membrane permeability, and protection against *in vivo* metabolism.¹ While the trifluoromethyl (CF₃) group has been a major focus of medicinal chemistry, the relatively underexplored pentafluoroethyl (C₂F₅) moiety also possesses some distinct characteristics, such as increased steric demand, electronegativity, and lipophilicity,² that render it an attractive alternative to the trifluoromethyl group. The potential utility of the C₂F₅ moiety is exemplified by its inclusion in many bioactive molecules, including the angiotensin II receptor antagonist DuP 532,³ the antibreast cancer drug Fulvestrant,⁴ and the antihypertensive K⁺ channel opener KC-515 (Figure 1).^{5,6}

Modern approaches to the direct, selective introduction of small perfluoroalkyl groups into organic molecules typically involve transition-metal-mediated cross-coupling of organohalides with appropriate perfluoroalkyl reagents.⁷ While Ni- and Pd-based strategies are hindered by the high kinetic barrier to reductive elimination,⁸ Cu complexes have been shown to undergo facile reductive elimination of electronegative coupling partners from the high-valent metal center.⁹ This observation has inspired extensive efforts to develop protocols to achieve direct, copper-mediated perfluoroalkylation with haloarenes. However, the diminished capacity of Cu(I) to undergo oxidative addition with organohalides limits the utility of these methods, which are typically narrow in substrate scope and require high catalyst loadings,^{10,11} expensive copper-based perfluoroalkyl reagents,^{12,13} and elevated temperatures. Although they do not readily undergo two-electron oxidative addition with organohalides, copper salts can efficiently trap carbon-centered radicals,¹⁴ providing an alternate route to copper oxidative insertion via an open-shell mechanism. We recently harnessed this reactivity to develop a silyl radical-mediated halogen abstraction-radical capture (HARC) system.^{15,16} According to this dual copper-photoredox catalytic pathway, aryl and alkyl bromides are converted to intermediate radical species capable of forming aryl-Cu(III)-CF₃ and alkyl-

Cu(III)-CF₃ complexes.¹⁷ These complexes readily undergo reductive elimination to afford the desired trifluoromethyl adducts.^{15a,b} Recently, we sought to employ this general activation strategy, along with well-established aerobic copper chemistry, as a means to use perfluoroalkyl nucleophiles as coupling partners with a diverse range of organic bromides.

Trifluoromethyltrimethylsilane (TMSCF₃) and its homologues TMSC₂F₅ and TMSC₃F₇—collectively known as the Ruppert–Prakash type reagents—are the most widely used perfluoroalkyl nucleophiles due to their commercial availability, bench stability, and operational convenience.¹⁸ Although it is possible to perfluoroalkylate aryl iodides using the Ruppert–Prakash reagents activated by fluoride anion,¹¹ there are currently no general methods that directly employ these nucleophiles for the functionalization of more stable and readily accessible organobromides. We speculated that our recently developed HARC trifluoromethylation protocol might be expanded to accommodate nucleophilic Ruppert–Prakash type reagents, providing a unified approach for the direct introduction of CF₃, C₂F₅, and C₃F₇ groups to a diverse array of aryl and alkyl frameworks. Herein, we disclose the successful implementation of this strategy and present a mild, convenient, and broadly applicable metallaphotoredox-catalyzed perfluoroalkylation of organobromides.

A proposed mechanism for the oxidative trifluoromethylation of organobromides is illustrated in Figure 2. Upon irradiation with visible light, excitation of photocatalyst [Ir(F-mppy)₂(phen)](PF₆) (**1**) to the long-lived triplet ^{*}Ir^{III} complex **2** is expected. Given the oxidation potentials of the excited state **2** ($E_{1/2}^{\text{red}}[\text{*Ir}^{\text{III}}/\text{Ir}^{\text{II}}] = +0.83$ V vs SCE in MeCN)¹⁹ and aminosilane **4** ($E_{\text{pa}}[\text{4}/\text{4}^{\bullet+}] = +0.66$ V vs SCE in MeCN),²⁰ we assume that a rapid SET event would generate a

Received: September 23, 2020

Published: November 9, 2020



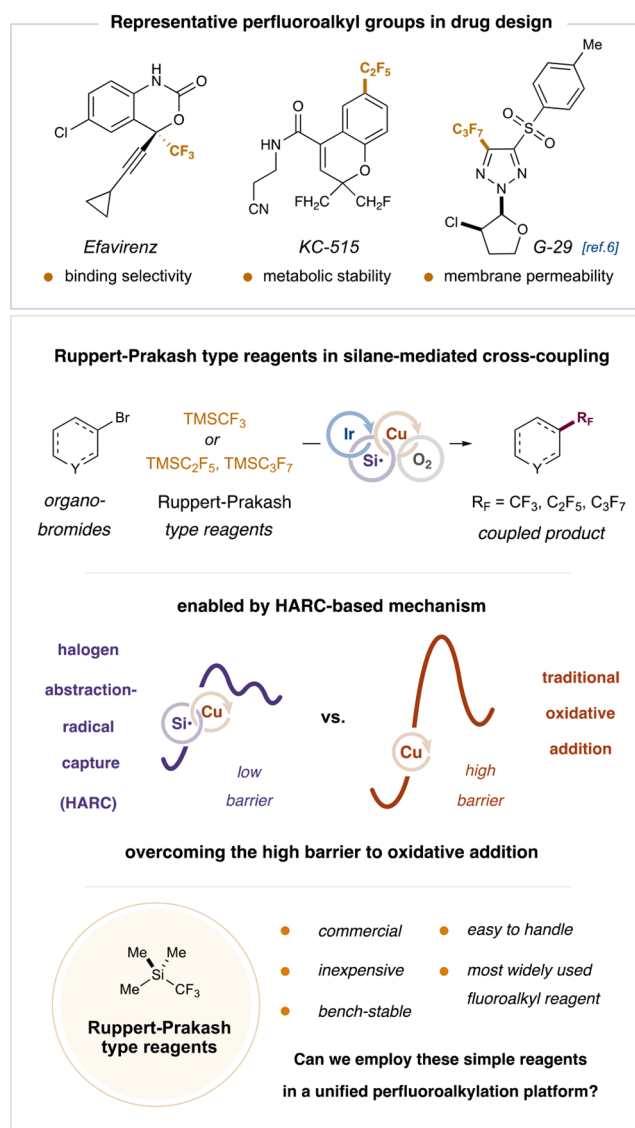


Figure 1. Unified perfluoroalkylation of organobromides.

silicon-centered radical (**5**) after deprotonation by a suitable base and subsequent aza-radical Brook rearrangement. The nucleophilic silyl radical **5** can then abstract a bromine atom from organobromide **6** to form open-shell radical intermediate **7**. Concurrently, Cu(I) species **8** would undergo ligand exchange with the nucleophilic trifluoromethyl source, likely in a base-mediated process, thereby generating ligated Cu(I)–CF₃ complex **9**, which can be subsequently oxidized by a terminal oxidant. The resultant Cu(II) species **10** can rapidly capture radical **7** to generate transient formal Cu(III)–CF₃ complex **11**, which would be expected to undergo facile reductive elimination to afford product **12** and regenerate the Cu(I) catalyst. Oxidative turnover of the photocatalytic cycle returns Ir(II) complex **3** to the ground-state photocatalyst **1**.

At the outset, we evaluated the trifluoromethylation of aryl bromide **13** with the nucleophilic TMSCF₃ reagent. Following an extensive survey of supersilane derivatives, catalysts, and ligands (see Supporting Information (SI) for details), we ultimately identified the optimized conditions outlined in Table 1, entry 1. Thus, the aminosilane reagent **4** facilitates formation of the desired product in 87% yield using a combination of photocatalyst **1** (0.5 mol %), 4,4'-dimethyl-

2,2'-bipyridine ligand (25 mol %), and copper(I) bromide (20 mol %). The low oxidation potential of organosilane **4** permits generation of a silyl radical by photocatalyst **1** via SET under mild conditions; accordingly, this procedure can tolerate sensitive functional groups, such as aniline and tertiary alkyl amine, that are traditionally susceptible to oxidation. Interestingly, other silane reagents previously used in photoredox cross-electrophile couplings (including supersilanol and supersilane)²¹ were ineffective (entries 2 and 3). Conveniently, the optimal conditions employ air as an oxidant, obviating the need for rigorous deoxygenation. Control experiments revealed that iridium photocatalyst, light, silane reagent, ligand, air, and copper catalyst were all necessary for product formation (entries 4–10).

With optimized conditions in hand, we turned our attention to evaluating the scope of the aryl trifluoromethylation. As shown in Table 2, *para*- and *meta*-substituted aryl bromides bearing sulfone and nitrile groups generated trifluoromethyl adducts in high yields (**16** and **17**, 82% and 78% yield). Notably, the efficiency of the reaction was not impeded by the installation of *ortho* substituents on the aryl ring (**18** and **19**, 70% and 65% yield). Additionally, aryl bromides with fused cyclic motifs afforded the desired trifluoromethylarenes with good efficiency (**20** and **21**, 68% and 72% yield). Heteroaryl bromides were readily accommodated in the transformation: pyridine-derived substrates were functionalized in good yields (**22–24**, 65–78% yield), and multiple-nitrogen-bearing heteroarenes, such as pyrazines, quinoxalines, and pyrimidines, were readily converted into the corresponding trifluoromethylarenes (**25–27**, 66–80% yield). Five-membered heteroaryl bromides, including benzimidazoles, thiazoles, and benzothiazoles, were also found to serve as competent coupling partners (**28–30**, 65–73% yield). Consistent with the modular radical activation paradigm, we expected aliphatic bromides to be an amenable substrate class. Gratifyingly, trifluoromethylation of primary alkyl bromides was successfully achieved (**31**, 84% yield), while secondary cyclic alkyl bromides were likewise converted to their trifluoromethyl congeners in good yields (**32** and **33**, 75% and 68% yield). This broad substrate scope validates the utility of this transformation as a means to gain rapid access to analogs of drug-like molecules.

Given the value of the C₂F₅ group in medicinal chemistry,² we next investigated the extension of this reaction to the pentafluoroethylation of bromoarenes using the TMS-C₂F₅ reagent. In initial experiments using the representative aryl bromide **13**, the desired C₂F₅-bearing product was produced in only 48% yield (see Supporting Information for details). Changing the photocatalyst to the more reducing [Ir(ppy)₂bpy](PF₆) (**15**) and prolonging the reaction time led to an increase in the overall reaction efficiency (68% yield). Interestingly, performing the reaction in the Integrated Photoreactor,²² which precisely controls light intensity and stirring rate, allowed further optimization to a reproducible 85% assay yield. This optimization of stirring rate and light intensity curtailed the formation of aryl radical-derived side products, including those generated through dehalogenation and copper-mediated aryl dimerization.

With optimal conditions for the pentafluoroethylation in hand, we next examined the scope with respect to the aryl bromide component. As shown in Table 2, *para*-substituted bromoarenes containing nitrile and amide groups generated the corresponding pentafluoroethyl adducts in good to excellent yields (**34** and **35**, 84% and 75% yield). As a useful

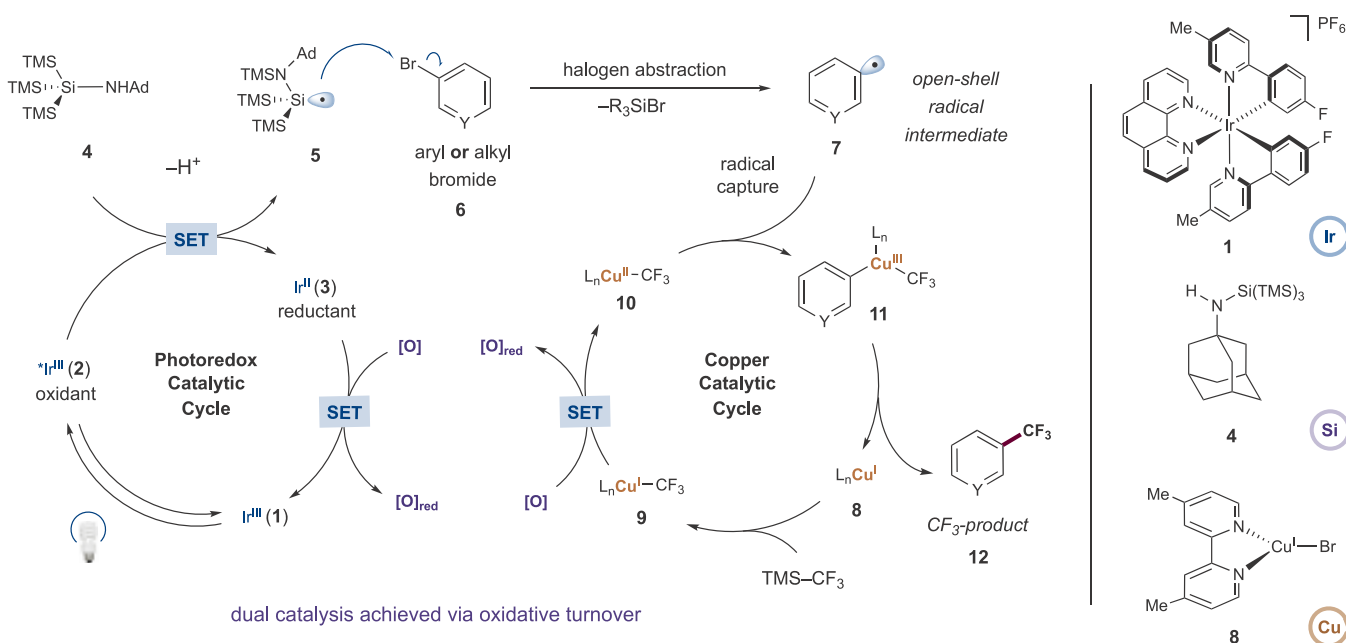


Figure 2. Proposed mechanism for the copper-catalyzed perfluoroalkylation of organobromides

Table 1. Control Reactions of Optimized Conditions^a

entry	deviations	yield ^b
1	none	87%
2	TMS ₃ SiH instead of 4	15%
3	TMS ₃ SiOH instead of 4	35%
4	no silane source	0%
5	no CuBr	0%
6	no ligand	0%
7	no light	0%
8	no photocatalyst	0%
9	N ₂ sparge	0%
10	no base	38%

^aPerformed with aminosilane reagent 4 (1.8 equiv), NaOAc (4 equiv), aryl bromide 13 (0.1 mmol), and TMSCF₃ (3 equiv) in MeCN (0.1 M). ^bYields determined by ¹⁹F NMR analysis using 1,4-difluorobenzene as internal standard. See SI for more details.

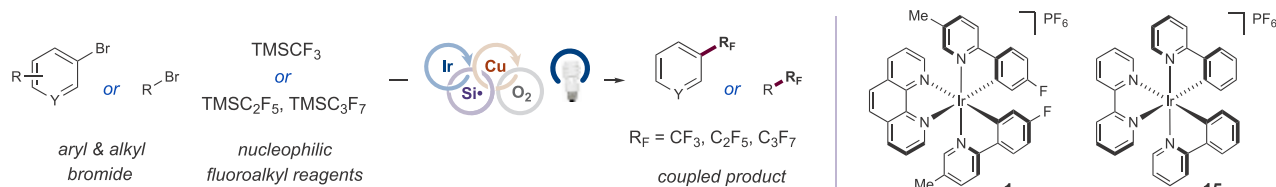
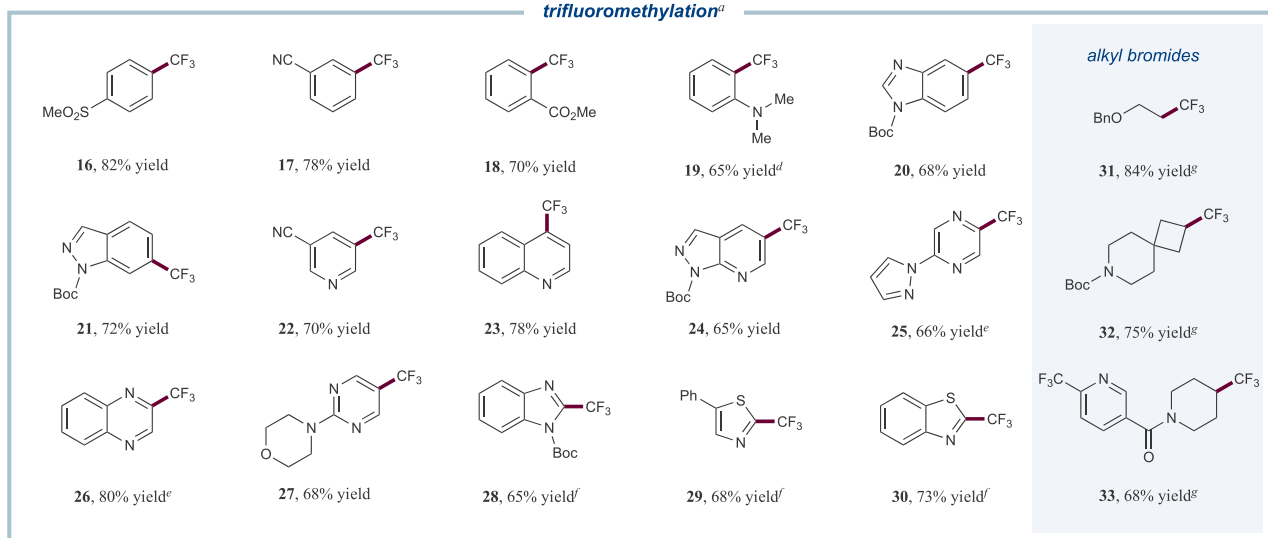
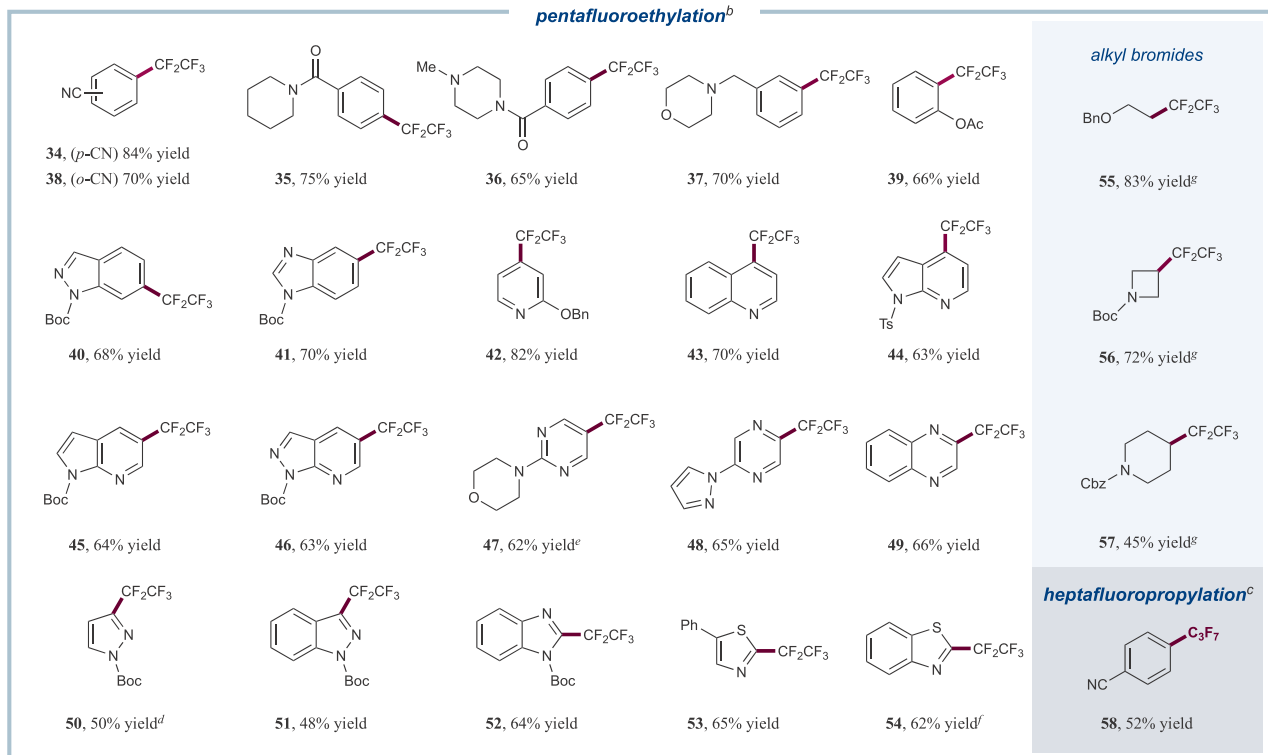
demonstration of the mild conditions and broad functional group tolerance of this new coupling procedure, we found that aryl electrophiles bearing tertiary alkylamine groups, namely morpholine and piperazine motifs, generate the desired products, 36 and 37, in good yields (65% and 70%). *Ortho*-substitution on the aryl coupling partner was well accommodated, furnishing adducts 38 and 39 in 70% and 66% yield, respectively. Moreover, aryl bromides with fused cyclic motifs were converted to pentafluoroethylarenes 40 and 41 in good yields (68% and 70%). With respect to heteroaryl bromide substrates, we observed that pyridine-derived substrates—motifs commonly found in drug scaffolds—were readily accommodated (42–46, 63–82% yield). Multinitrogen-containing heterocycles, such as pyrimidines, pyrazines, and quinoxalines, participated in good yields (47–49, 62–66% yield). A wide range of five-membered heteroaryl bromides,

including pyrazoles, indazoles, benzimidazoles, thiazoles, and benzothiazoles, underwent pentafluoroethylation in useful to good yields (50–54, 48–65% yield). Notably, primary and secondary alkyl bromides proved to be suitable substrates for the pentafluoroethylation protocol (55–57, 45–83% yield). Last, as a demonstration that this method can be extended to the installation of longer-chain perfluoroalkyl groups, heptafluoropropylation can also be accomplished using this new protocol to provide the corresponding perfluoropropylarene in useful efficiencies (58, 52% yield; see Figure S13 for additional heptafluoropropylated substrates). These results represent a novel and straightforward way to introduce varied perfluoroalkyl groups onto a diverse range of carbon electrophiles.

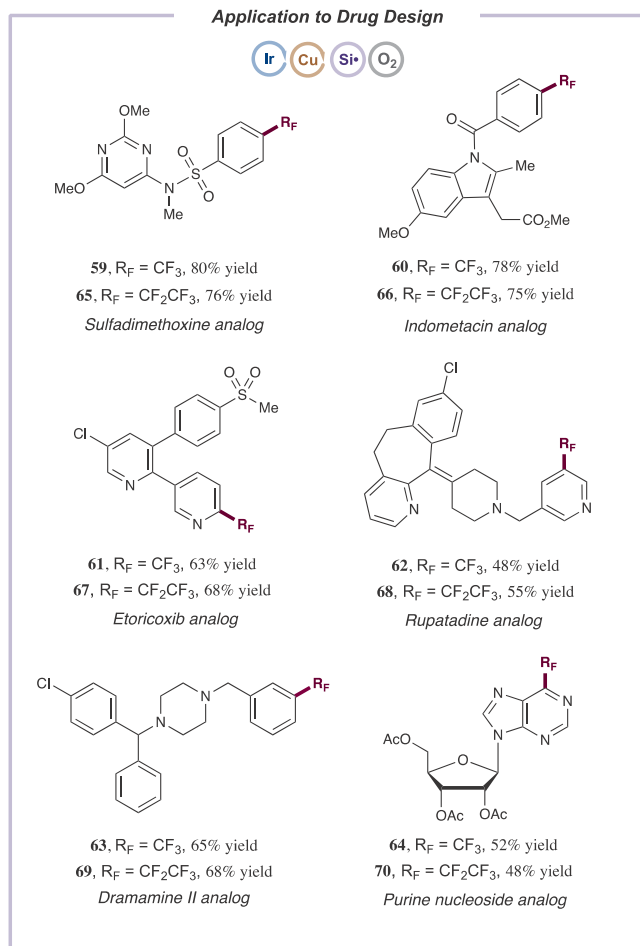
Given the pharmaceutical relevance of the CF₃ and C₂F₅ functional motifs, we further sought to showcase our novel procedure by selectively appending CF₃ and C₂F₅ groups onto several medicinal scaffolds. As shown in Table 3, aryl bromide progenitors of sulfadimethoxine, indometacin, dramamine II, rupatadine, etoricoxib, and a purine nucleoside were subjected to our standard trifluoromethylation conditions, generating the corresponding trifluoromethylated derivatives 59–64 (48–80% yield). Pentafluoroethylation of these complex medicinal agents similarly delivered the desired adducts 65–70 with good efficiency (48–76% yield). These results further highlight the real-world utility of this new perfluoroalkylation technology, and its ability to tolerate a wide range of medically relevant functional groups including sulfonamides, nitrogen heterocycles, styrenes, aryl chlorides, and tertiary amines.²³

In summary, we have developed a novel procedure by which to achieve nucleophilic perfluoroalkylation of a variety of aryl, heteroaryl, and alkyl bromides. This reaction circumvents the need for substrates to undergo challenging Cu-mediated oxidative additions by employing a silyl radical-mediated halogen abstraction-radical capture (HARC) pathway and common Ruppert–Prakash type nucleophiles as a convenient source of the perfluoroalkyl group. Given its operational simplicity and broad applicability to pharmaceutically relevant

Table 2. Scope Evaluation of Silane-Mediated Perfluoroalkylation of Alkyl and Aryl Bromides

trifluoromethylation^apentafluoroethylation^b

^aPerformed with photocatalyst **1** (0.5 mol %), CuBr (20 mol %), 4,4'-dimethyl-2,2'-bipyridine (25 mol %), aminosilane **4** (1.8 equiv), NaOAc (4 equiv), aryl or alkyl bromide (0.5 mmol), and TMSCF₃ (3 equiv) in MeCN (0.2 M). Yields isolated unless otherwise noted. ^bPerformed with photocatalyst **15** (0.5 mol %), CuBr (20 mol %), 4,4'-dimethyl-2,2'-bipyridine (25 mol %), aminosilane **4** (1.8 equiv), NaOAc (4 equiv), aryl or alkyl bromide (0.5 mmol), and TMS(C₂F₅)₂(CF₃) (3 equiv) in MeCN (0.2 M). ^cPerformed with photocatalyst **15** (0.5 mol %), [Cu(MeCN)₄]BF₄ (20 mol %), 4,4'-dimethyl-2,2'-bipyridine (25 mol %), aminosilane **4** (1.8 equiv), NaOAc (4 equiv), pyridine (2.0 equiv), aryl bromide (0.5 mmol), and TMS(C₂F₅)₂(CF₃) (3 equiv) in MeCN (0.2 M). ^dYields determined by ¹⁹F NMR using 1,4-difluorobenzene as internal standard. ^e25 mol % 4,4'-dimethoxy-2,2'-bipyridine as ligand. ^f25 mol % 1,10-phenanthroline as ligand. ^g25 mol % 2,2'-bipyridine as ligand. See SI for full experimental details.

Table 3. Application to Late-Stage Functionalization^a

^aAll yields are isolated yields. See SI for experimental details.

scaffolds, we expect this method to be widely adopted within the synthetic and medicinal chemistry communities.

ASSOCIATED CONTENT

Supporting Information

The Supporting Information is available free of charge at <https://pubs.acs.org/doi/10.1021/jacs.0c09977>.

Experimental procedures and spectral data (PDF)

AUTHOR INFORMATION

Corresponding Author

David W. C. MacMillan – Merck Center for Catalysis at Princeton University, Princeton, New Jersey 08544, United States; orcid.org/0000-0001-6447-0587; Email: dmacmill@princeton.edu

Author

Xiangbo Zhao – Merck Center for Catalysis at Princeton University, Princeton, New Jersey 08544, United States

Complete contact information is available at: <https://pubs.acs.org/doi/10.1021/jacs.0c09977>

Notes

The authors declare no competing financial interest.

ACKNOWLEDGMENTS

Financial support was provided by the National Institute of General Medical Sciences (NIGMS), the NIH (under Award R35GM134897-01), the Princeton Catalysis Initiative, and kind gifts from Merck, Janssen, BMS, Genentech, Celgene and Pfizer. X.B. is grateful for a postdoctoral fellowship from the Shanghai Institute of Organic Chemistry. We thank Yufan Liang, Ian Perry, Xiaoheng Zhang, Wei Liu, and Vlad Bacauanu for their help in preparing this paper.

REFERENCES

- (1) For general reviews: (a) Hagmann, W. K. The many roles for fluorine in medicinal chemistry. *J. Med. Chem.* **2008**, *51*, 4359. (b) Purser, S.; Moore, P. R.; Swallow, S.; Gouverneur, V. Fluorine in medicinal chemistry. *Chem. Soc. Rev.* **2008**, *37*, 320. (c) Müller, K.; Faeh, C.; Diederich, F. Fluorine in Pharmaceuticals: Looking beyond intuition. *Science* **2007**, *317*, 1881.
- (2) (a) Prchalová, E.; Štěpánek, O.; Smrček, S.; Kotora, M. Medicinal applications of perfluoroalkylated chain-containing compounds. *Future Med. Chem.* **2014**, *6*, 1201. (b) Fujiwara, T.; O'Hagan, D. Successful fluorine-containing herbicide agrochemicals. *J. Fluorine Chem.* **2014**, *167*, 16.
- (3) (a) Chiu, A. T.; Carini, D. J.; Duncia, J. V.; Leung, K. H.; McCall, D. E.; Price, J.; William, A.; Wong, P. C.; Smith, R. D.; Wexler, R. R.; Timmermans, P. B. M. W. M. DuP 532: A second generation of nonpeptide angiotensin II receptor antagonists. *Biochem. Biophys. Res. Commun.* **1991**, *177*, 209. (b) Pierce, M. E.; Carini, D. J.; Huhn, G. F.; Wells, G. J.; Arnett, J. F. Practical synthesis and regioselective alkylation of methyl 4(5)-(pentafluoroethyl)-2-propylimidazole-5(4)-carboxylate to give DuP 532, a potent angiotensin II antagonist. *J. Org. Chem.* **1993**, *58*, 4642.
- (4) (a) Curran, M.; Wiseman, L. Fulvestrant. *Drugs* **2001**, *61*, 807. (b) Vergote, I.; Abram, P. Fulvestrant, a new treatment option for advanced breast cancer: tolerability versus existing agents. *Ann. Oncol.* **2006**, *17*, 200.
- (5) (a) Taka, N.; Koga, H.; Sato, H.; Ishizawa, T.; Takahashi, T.; Imagawa, J. 6-substituted 2,2-bis(fluoromethyl)-benzopyran-4-carboxamide K⁺ channel openers. *Bioorg. Med. Chem.* **2000**, *8*, 1393. (b) Carmody, M.; Byrne, B.; Murphy, B.; Breen, C.; Lynch, S.; Flood, E.; Finnan, S.; Caffrey, P. Analysis and manipulation of amphotericin biosynthetic genes by means of modified phage KC-515 transduction techniques. *Gene* **2004**, *343*, 107.
- (6) (a) Biliavska, L.; Pankivska, Y.; Povnitsa, O.; Zagorodnya, S.; Gudz, G.; Shermolovich, Y. Anti-Adenoviral Activity of 2-(3-Chlorotetrahydrofuran-2-yl)-4-Tosyl-5-(Perfluoropropyl)-1,2,3-Triazole. *Medicina* **2018**, *54*, 81. (b) Saleh, S.; Aboul-Enein, H. Y.; Parhar, R.; Collison, R.; Al-Mohanna, F. Ca²⁺ dependent production of reactive oxygen metabolites by human neutrophils in response to fluorinated propranolol analogues. *Biochem. Pharmacol.* **2001**, *61*, 517. (c) Zhang, J.; Didierlaurent, S.; Fortin, M.; Lefrançois, D.; Uridat, E.; Vevert, J. P. Nonpeptide endothelin antagonists: from lower affinity pyrazol-5-ols to higher affinity pyrazole-5-carboxylic acids. *Bioorg. Med. Chem. Lett.* **2000**, *10*, 1351.
- (7) For general reviews: (a) Chen, P.; Liu, G. Recent advances in transition-metal-catalyzed trifluoromethylation and related transformations. *Synthesis* **2013**, *45*, 2919. (b) Alonso, C.; de Marigorta, E. M.; Rubiales, G.; Palacios, F. Carbon trifluoromethylation reactions of hydrocarbon derivatives and heteroarenes. *Chem. Rev.* **2015**, *115*, 1847. (c) Liang, T.; Neumann, C. N.; Ritter, T. Introduction of fluorine and fluorine-containing functional groups. *Angew. Chem., Int. Ed.* **2013**, *52*, 8214. (d) Tomashenko, O. A.; Grushin, V. V. Aromatic trifluoromethylation with metal complexes. *Chem. Rev.* **2011**, *111*, 4475. (e) Amal Joseph, P. J.; Priyadarshini, S. Copper-mediated C–X functionalization of aryl halides. *Org. Process Res. Dev.* **2017**, *21*, 1889.
- (8) (a) Dubinina, G. G.; Brennessel, W. W.; Miller, J. L.; Vicić, D. A. Exploring trifluoromethylation reactions at nickel: a structural and reactivity study. *Organometallics* **2008**, *27*, 3933. (b) Cho, E. J.

Senecal, T. D.; Kinzel, T.; Zhang, Y.; Watson, D. A.; Buchwald, S. L. The Palladium-Catalyzed Trifluoromethylation of Aryl Chlorides. *Science* **2010**, *328*, 1679. (c) Ferguson, D. M.; Bour, J. R.; Canty, A. J.; Kampf, J. W.; Sanford, M. S. Stoichiometric and catalytic aryl-perfluoroalkyl coupling at tri-*tert*-butylphosphine palladium(II) complexes. *J. Am. Chem. Soc.* **2017**, *139*, 11662.

(9) (a) Senecal, T. D.; Parsons, A. T.; Buchwald, S. L. Room temperature aryl trifluoromethylation via copper-mediated oxidative cross-coupling. *J. Org. Chem.* **2011**, *76*, 1174. (b) Liu, T.; Shen, Q. Copper-catalyzed trifluoromethylation of aryl and vinyl boronic acids with an electrophilic trifluoromethylating reagent. *Org. Lett.* **2011**, *13*, 2342. (c) Ye, Y.; Sanford, M. S. Merging visible-light photocatalysis and transition-metal catalysis in the copper-catalyzed trifluoromethylation of boronic acids with CF₃I. *J. Am. Chem. Soc.* **2012**, *134*, 9034.

(10) For examples of trifluoromethylation of aryl iodides: (a) Chen, Q.-Y.; Wu, S.-W. Methyl fluorosulphonyldifluoroacetate; a new trifluoromethylating agent. *J. Chem. Soc., Chem. Commun.* **1989**, *11*, 705. (b) Schareina, T.; Wu, X. F.; Zapf, A.; Cotte, A.; Gotta, M.; Beller, M. Towards a practical and efficient copper-catalyzed trifluoromethylation of aryl halides. *Top. Catal.* **2012**, *55*, 426. (d) Zhang, C. P.; Wang, Z. L.; Chen, Q. Y.; Zhang, C. T.; Gu, Y. C.; Xiao, J. C. Copper-mediated trifluoromethylation of heteroaromatic compounds by trifluoromethyl sulfonium salts. *Angew. Chem., Int. Ed.* **2011**, *50*, 1896.

(11) For examples of perfluoroalkylation of aryl iodides using Ruppert–Prakash type reagents: (a) Urata, H.; Fuchikami, T. A novel and convenient method for trifluoromethylation of organic halides using CF₃SiR₃/KF/Cu(I) system. *Tetrahedron Lett.* **1991**, *32*, 91. (b) Oishi, M.; Kondo, H.; Amii, H. Aromatic trifluoromethylation catalytic in copper. *Chem. Commun.* **2009**, *14*, 1909. (c) Weng, Z. Q.; Lee, R.; Jia, W. G.; Yuan, Y. F.; Wang, W. F.; Feng, X.; Huang, K. W. Cooperative Effect of Silver in Copper catalyzed trifluoromethylation of aryl iodides using Me₃SiCF₃. *Organometallics* **2011**, *30*, 3229. (d) Xie, Q. Q.; Li, L. C.; Zhu, Z. Y.; Zhang, R. Y.; Ni, C. F.; Hu, J. B. From C₁ to C₂: TMS-CF₃ as a precursor for pentafluoroethylation. *Angew. Chem., Int. Ed.* **2018**, *57*, 13211.

(12) For examples of stoichiometric copper-based perfluoroalkyl reagents for perfluoroalkylation of aryl halides: (a) Dubinina, G. G.; Furutachi, H.; Vivic, D. A. Active trifluoromethylating agents from well-defined copper(I)-CF₃ complexes. *J. Am. Chem. Soc.* **2008**, *130*, 8600. (b) Dubinina, G. G.; Ogikubo, J.; Vivic, D. A. Structure of bis(trifluoromethyl)cuprate and its role in trifluoromethylation reactions. *Organometallics* **2008**, *27*, 6233. (c) Morimoto, H.; Tsubogo, T.; Litvinas, N. D.; Hartwig, J. F. A broadly applicable copper reagent for trifluoromethylations and perfluoroalkylations of aryl iodides and bromides. *Angew. Chem., Int. Ed.* **2011**, *50*, 3793. (d) Mormino, M. G.; Fier, P. S.; Hartwig, J. F. Copper-mediated perfluoroalkylation of heteroaryl bromides with (Phen)CuR_F. *Org. Lett.* **2014**, *16*, 1744. (e) Tomashenko, O. A.; Escudero-Adán, E. C.; Belmonte, M. M.; Grushin, V. V. Simple, stable, and easily accessible well-defined CuCF₃ aromatic trifluoromethylating agents. *Angew. Chem., Int. Ed.* **2011**, *50*, 7655. (f) Lishchynskiy, A.; Grushin, V. V. Cupration of C₂F₃H: isolation, structure, and synthetic applications of [K(DMF)₂][(t-BuO)Cu(C₂F₃)]. Highly efficient pentafluoroethylation of unactivated aryl bromides. *J. Am. Chem. Soc.* **2013**, *135*, 12584. (g) Zanardi, A.; Novikov, M. A.; Martin, E.; Benet-Buchholz, J.; Grushin, V. V. Direct cupration of fluoroform. *J. Am. Chem. Soc.* **2011**, *133*, 20901. (h) Lishchynskiy, A.; Novikov, M. A.; Martin, E.; Escudero-Adán, E. C.; Novák, P.; Grushin, V. V. Trifluoromethylation of aryl and heteroaryl halides with fluoroform-derived CuCF₃: scope, limitations, and mechanistic features. *J. Org. Chem.* **2013**, *78*, 11126. (i) Aikawa, K.; Nakamura, Y.; Yokota, Y.; Toya, W.; Mikami, K. Stable but reactive perfluoroalkylzinc reagents: application in ligand free copper-catalyzed perfluoroalkylation of aryl iodides. *Chem. - Eur. J.* **2015**, *21*, 96. (j) Popov, I.; Lindeman, S.; Daugulis, O. Copper-catalyzed arylation of 1H-perfluoroalkanes. *J. Am. Chem. Soc.* **2011**, *133*, 9286. (k) Serizawa, H.; Aikawa, K.; Mikami, K. Direct synthesis of pentafluoroethyl copper from pentafluoropropionate as an economical C₂F₅ source: application to pentafluoroethylation of

arylboronic acids and aryl bromides. *Org. Lett.* **2014**, *16*, 3456.

(l) Serizawa, H.; Aikawa, K.; Mikami, K. Direct synthesis of a trifluoromethyl copper reagent from trifluoromethyl ketones: application to trifluoromethylation. *Chem. - Eur. J.* **2013**, *19*, 17692. (m) Knauber, T.; Arikan, F.; Roschenthaler, G. V.; Goossen, L. J. Copper-catalyzed trifluoromethylation of aryl iodides with potassium (trifluoromethyl)trimethoxyborate. *Chem. - Eur. J.* **2011**, *17*, 2689. (n) Sugiishi, T.; Kawachi, D.; Sato, M.; Sakai, T.; Amii, H. A convenient method for catalytic aromatic pentafluoroethylation using potassium (pentafluoroethyl)trimethoxyborate. *Synthesis* **2017**, *49*, 1874. (o) Huang, Y. J.; Ajitha, M. J.; Huang, K. W.; Zhang, Z. X.; Weng, Z. Q. A class of effective decarboxylative perfluoroalkylating reagents: [(Phen)₂Cu] (O₂CR_F). *Dalton Trans* **2016**, *45*, 8468. (p) Mestre, J.; Castillon, S.; Boutureira, O. Ligandless pentafluoroethylation of unactivated (hetero)aryl and alkenyl halides enabled by the controlled self-condensation of TMS-CF₃-derived CuCF₃. *J. Org. Chem.* **2019**, *84*, 15087.

(13) For examples of trifluoromethylation of alkyl halides: (a) Ambler, B. R.; Zhu, L.; Altman, R. A. Copper-catalyzed synthesis of trifluoro-ethylarenes from benzylic bromodifluoroacetates. *J. Org. Chem.* **2015**, *80*, 8449. (b) Shen, H.; Liu, Z.; Zhang, P.; Tan, X.; Zhang, Z.; Li, C. Trifluoromethylation of alkyl radicals in aqueous solution. *J. Am. Chem. Soc.* **2017**, *139*, 9843. (c) Chen, Y.; Ma, G.; Gong, H. Copper-catalyzed reductive trifluoromethylation of alkyl iodides with Togni's reagent. *Org. Lett.* **2018**, *20*, 4677.

(14) (a) Creutz, S. E.; Lotito, K. J.; Fu, G. C.; Peters, J. C. Photoinduced Ullmann C–N coupling: demonstrating the viability of a radical pathway. *Science* **2012**, *338*, 647. (b) Johnson, M. W.; Hannoun, K. I.; Tan, Y.; Fu, G. C.; Peters, J. C. A mechanistic investigation of the photoinduced, copper-mediated cross-coupling of an aryl thiol with an aryl halide. *Chem. Sci.* **2016**, *7*, 4091.

(15) (a) Le, C.; Chen, T. Q.; Liang, T.; Zhang, P.; MacMillan, D. W. C. A radical approach to the copper oxidative addition problem: trifluoromethylation of bromoarenes. *Science* **2018**, *360*, 1010. (b) Kornfilt, D. J. P.; MacMillan, D. W. C. Copper-catalyzed trifluoromethylation of alkyl bromides. *J. Am. Chem. Soc.* **2019**, *141*, 6853. (c) Lavagnino, M. L.; Liang, T.; MacMillan, D. W. C. HARC as an open-shell strategy to bypass oxidative addition in Ullmann–Goldberg couplings. *Proc. Natl. Acad. Sci. U. S. A.* **2020**, *117*, 21058.

(16) (a) Chatgililoglu, C. Structural and Chemical Properties of Silyl Radicals. *Chem. Rev.* **1995**, *95*, 1229. (b) Chatgililoglu, C. Organosilanes as radical-based reducing agents in synthesis. *Acc. Chem. Res.* **1992**, *25*, 188. (c) Chatgililoglu, C.; Ferreri, C.; Landais, Y.; Timokhin, V. I. Thirty years of (TMS)₃SiH: A milestone in radical-based synthetic chemistry. *Chem. Rev.* **2018**, *118*, 6516.

(17) For recent examples of isolated trifluoromethyl-copper(III) complexes: (a) Paeth, M.; Tyndall, S. B.; Chen, L. Y.; Hong, J. C.; Carson, W. P.; Liu, X. L.; Sun, X. D.; Liu, J.; Yang, K.; Hale, E. M.; Tierney, D. L.; Liu, B.; Cao, Z.; Cheng, M. J.; Goddard, W. A., III; Liu, W. Csp³–Csp³ bond-forming reductive elimination from well-defined copper(III) complexes. *J. Am. Chem. Soc.* **2019**, *141*, 3153. (b) Liu, S. S.; Liu, H.; Liu, S.; Lu, Z. H.; Lu, C. H.; Leng, X. B.; Lan, Y.; Shen, Q. L. C(sp³)-CF₃ reductive elimination from a five-coordinate neutral copper(III) complex. *J. Am. Chem. Soc.* **2020**, *142*, 9785. (c) Lu, Z. H.; Liu, H.; Liu, S. H.; Leng, X. B.; Lan, Y.; Shen, Q. L. A key intermediate in copper mediated arene trifluoromethylation, [nBu₄N][Cu(Ar)(CF₃)₃]: synthesis, characterization, and C(sp²)-CF₃ reductive elimination. *Angew. Chem., Int. Ed.* **2019**, *58*, 8510.

(18) (a) Ruppert, I.; Schlich, K.; Volbach, W. Die ersten CF₃-substituierten organyl(chlor)silane. *Tetrahedron Lett.* **1984**, *25*, 2195. (b) Prakash, G. K. S.; Krishnamurti, R.; Olah, G. A. Fluoride-induced trifluoromethylation of carbonyl compounds with trifluoromethyltrimethylsilane (TMS-CF₃). A trifluoromethide equivalent. *J. Am. Chem. Soc.* **1989**, *111*, 393. (c) Shibata, N.; Mizuta, S.; Kawai, H. Recent advances in enantioselective trifluoromethylation reactions. *Tetrahedron: Asymmetry* **2008**, *19*, 2633.

(19) Goldsmith, J. I.; Hudson, W. R.; Lowry, M. S.; Anderson, T. H.; Bernhard, S. Discovery and high-throughput screening of heteroleptic

iridium complexes for photoinduced hydrogen production. *J. Am. Chem. Soc.* **2005**, *127*, 7502.

(20) (a) See [Supporting Information](#) for cyclic voltammogram of aminosilane **4** in MeCN. (b) Sakai, H. A.; Liu, W.; Le, C.; MacMillan, D. W. C. Cross-electrophile coupling of unactivated alkyl chlorides. *J. Am. Chem. Soc.* **2020**, *142*, 11691.

(21) (a) Zhang, P.; Le, C. C.; MacMillan, D. W. C. Silyl radical activation of alkyl halides in metallaphotoredox catalysis: a unique pathway for cross-electrophile coupling. *J. Am. Chem. Soc.* **2016**, *138*, 8084. (b) Bacauanu, V.; Cardinal, S.; Yamauchi, M.; Kondo, M.; Fernandez, D. F.; Remy, R.; MacMillan, D. W. C. Metallaphotoredox difluoromethylation of aryl bromides. *Angew. Chem., Int. Ed.* **2018**, *57*, 12543. (c) Smith, R. T.; Zhang, X.; Rincon, J. A.; Agejas, J.; Mateos, C.; Barberis, M.; Garcia-Cerrada, S.; de Frutos, O.; MacMillan, D. W. C. Metallaphotoredox-catalyzed cross-electrophile Csp³-Csp³ coupling of aliphatic bromides. *J. Am. Chem. Soc.* **2018**, *140*, 17433.

(22) Le, C. C.; Wismer, M. K.; Shi, Z.-C.; Zhang, R.; Conway, D. V.; Li, G.; Vachal, P.; Davies, I. W.; MacMillan, D. W. C. A general small-scale reactor to enable standardization and acceleration of photocatalytic reactions. *ACS Cent. Sci.* **2017**, *3*, 647.

(23) For additional examples and limitations of alkyl and aryl bromides substrates, see [Supporting Information](#), [Figure S14](#).